



STOCK POTS AND WOK RANGE



SSP-18-18H
18" H. Stock Pot
Range



SSP-18-24H
24" H. Stock Pot
Range



SSP-18T
Stock Pot
Tempura



SSPJ-18-24H
Stock Pot Jet



SMJ-13
Mandarin Wok
Range

Stratus Stock Pot include standard features that you would normally pay extra for another Stock Pot lines. Constructed of heavy gage steel making for a sturdy chassis design, and three ring burner that provide high performance in a wide variety of cooking applications. For quick clean ups, a full width removable drip tray is standard. The top grate has a gradual slope to reduce spill over and will accommodate any size pot.

Jet Wok Ranges provides a non clogging brass burner tips rated at a combine total of 125,000 BTU/hr. 13" to 15" heavy duty cylinders for the SMJ (Mandarin Jets) models and tempura. Quality brass gas controls with a large aluminum handle. Stainless Steel legs and bullet feet for Mandarin Wok ranges and chrome cone legs on Stock Pot Jets and Tempura. Heavy Duty welded top has a roll front designed to reduce spills overs (SMJ models)



SSPJ-18D-24H
Double Stock Pot
Jet

Standard Features:

- Stainless steel front and sides.
- Versatile desing available in 18" and 24" heights and double burners front to rear on Stock Pot Series.
- Heavy duty cast iron top grates are easily removable for cleaning. Inner bowl slope design reduces spill over.
- Sturdy Stainless Steel cabinet base provides additional storage.
- Quality brass gas control valve with large aluminum handle.
- **Three ring burner** with two adjustable gas valves that provides flexibility and 90,000 BTU/hr high performance cooking. Adjustable heat selection from simmer to high heat. Burners are equipped with two continuous pilots for instant ignition.
- **Jet Burner** 125,000 BTU's/hr anti-clogging 18 tip jet burner
- **Wok tops** 13" and 15" diameter heavy duty cylinders for Mandarin and Tempura wok style. Heavy Duty welded wok top has a roll front designed to spills overs.
- Chrome plated 6" legs with adjustable feet are standard.
- One year parts and labor warranty.



CONFORMS TO ANSI STD Z83.11, ANSI/NSF STD 4
CERTIFIED TO CSA STD 1.8

PRODUCT DIMENSIONS



Single Stock Pot & Stock Pot Jet

Model	SSP-18-18H.	SSP-18-24H.	SSPJ-18-24H.	SSP-18T
Number of Burners	1	1	1	1
Type of Burner	3 ring burner	3 ring burner	18 tip Jet	3 ring burner
BTU's	90,000	90,000	125,000	90,000
Dimensions WxDxH	18"X21"X18"	18"X21"X24"	18"X21"X24"	18"X21"X24"
Weight	135 lbs.	150 lbs.	135 lbs	152 lbs

3ring burner

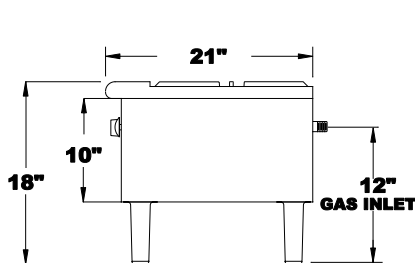


Anti-clogging 18 tip jet burner

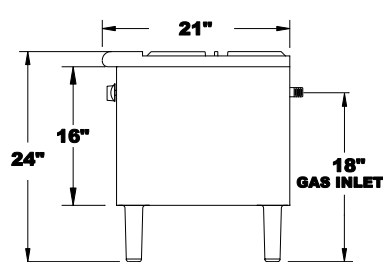


Double Stock Pot & Stock Pot Jet

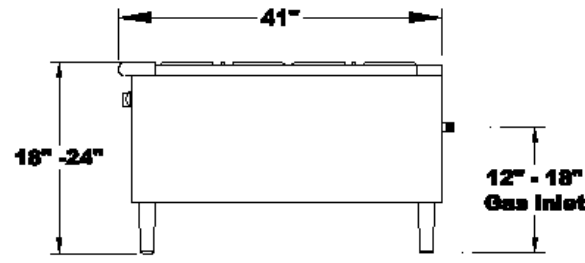
Model	SSP-18D-18H.	SSP-18D-24H.	SSPJ-18D-24H
Number of Burners	2	2	2
Type of Burner	3 ring burner	3 ring burner	18 tip Jet
BTU's	180,000	180,000	125,000
Dimensions (WxDxH*)	18"x41"x18"	18"x41"x24"	18"x41"x24"
Weight	235 lbs.	250 lbs	250 lbs



Single 18" High

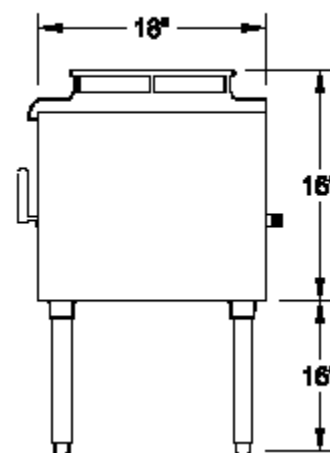
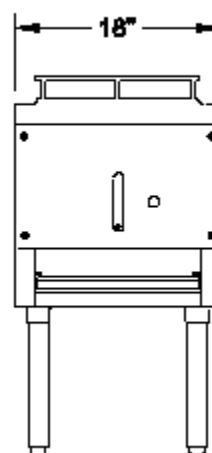


Single 24" High



Double 18"/24" High

Model	SMJ-13	SMJ-15
Number of Burners	1	1
BTU's	125,000	125,000
Dimensions (WxDxH*)	18"x32"x18"	18"x32"x18"
Weight	125 lbs.	125 lbs
Mandarin Wok Range		



Clearance

	Combustable	Non combustable
Rear	N/A	15"
Sides	N/A	15"

Gas Pressure.

5" W.C	Natural Gas
10" W.C	LP Gas

Gas: 3/4" NPT rear gas connection, specify type of gas and altitude if over 2,000 feet.

Pressure: 5" W.C Natural Gas. 10" W.C Propane Gas.

Note: Install the pressure regulator supplied with the appliance, at the inlet of the gas line.

STRATUS EQUIPMENT INCORPORATED.

1760 West First st. Azusa CA 91702

Phone 626-969-7041

Fax 626-969-7078

www.stratusequipment.com
stratusequipment@yahoo.com